

FIELD EXAMINATION OF LOW T CONTROL SETTING FOR MEDIATING SURFACE HEATING EFFECT IN OPEN-PATH FLUXES UNDER COLD CONDITIONS

G. Burba*, J. Hupp, D. McDermitt, and R. Eckles
 LICOR Biosciences, Lincoln, NE, USA; *george.burba@licor.com

INTRODUCTION

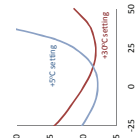
- Open-path CO₂/H₂O analyzers are useful, low-maintenance, low-power instruments, with excellent frequency response
- Open-path approach has serious advantages, especially for low-power remote studies, despite data loss during precipitation
- Surface heating is not an issue in warm environments, and is relatively small in cold environments, well below the standard open-path WPL and closed-path frequency corrections, but it is not always negligible [1-3]
- To minimize or eliminate such effects, while keeping all the advantages of open-path design, the LI-7500A analyzer was constructed with two instrument temperature settings:

- ✓ Traditional +30°C setting for warm conditions
- ✓ New +5°C setting for cold conditions

- Here we present experimental data on LI-7500A field performance at these two settings in terms of power and heat dissipation, instrument surface temperatures, and CO₂ fluxes

POWER & HEAT DISSIPATION

- At +30°C temperature setting, the LI-7500A and LI-7500 operate nearly identically from both power and heat dissipation standpoints
- Addition of +5°C setting in LI-7500A is designed to keep the power dissipation in single Watts, in both warm and cold environments

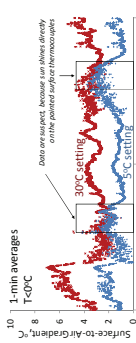


CONCEPT OF LOW T SETTING

- LI-7500 has a single +30°C setting, and LI-7500A has two settings: +30°C for warm environments, and +5°C for cold ones
- In warm environments, LI-7500A and LI-7500 open-path analyzers measure fluxes similar to the closed-path analyzers, such as LI-7200 and LI-7000 [1-6, and this work, not shown]
- This is because instrument surface heating is not a problem for open-path analyzers in warm environments
- In cold environments, especially <10°C, LI-7500 sometimes shows unreasonable CO₂ uptake due to excessive instrument surface heating [1-3], unseen in closed-path analyzers [1-6]
- Changing temperature control for LI-7500A from +30°C to +5°C in cold environments is expected to reduce heating effect and to produce CO₂ fluxes similar to the closed-path standard
- Effect of switching LI-7500A from +30°C to +5°C setting was tested over snow-covered field in winter 2020 against LI-7500 as a +30°C reference, and against LI-7200 as a closed-path standard

SURFACE-TO-AIR GRADIENT

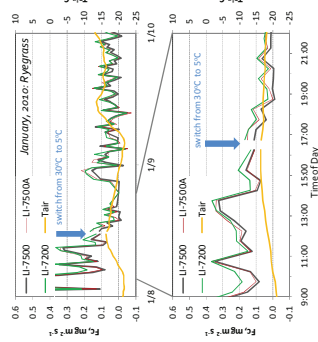
- 1-min averages
- Data are suspect, because low values density on other points surface thermopiles
- 30°C setting
- +5°C setting
- +5°C setting led to 2-50 times reduction in the 1-minute averaged T-gradient between bottom window and ambient air



IMMEDIATE EFFECT ON FLUXES

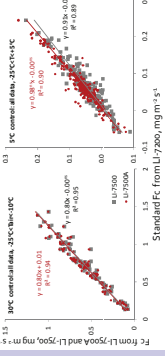
- The +30°C setting was switched to +5°C setting for LI-7500A on 1/8/2020 at 4 pm, while LI-7200 remained at +30°C setting
- Ambient temperature (T_{air}) at the time of the switch was -16°C
- Before the switch, the weather was very cold with T_{air} ranging from -25 to -10°C, and after the switch the T_{air} was variable, ranging from -25 to +5°C
- CO₂ fluxes from LI-7500A before the switch closely followed those from LI-7500, and were below fluxes measured with closed-path LI-7200 standard
- This was expected as both open-path instruments produced a similar amount of surface heat due to +30°C setting

- After the switch to +5°C setting, fluxes from LI-7500A changed immediately, and generally followed the closed-path LI-7200 standard, while fluxes from LI-7500 stayed below the standard



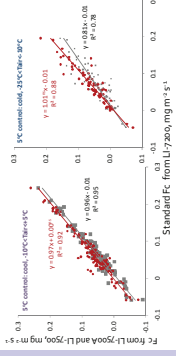
OVERALL EFFECT ON FLUXES

- At +30°C settings, both LI-7500A and LI-7500 measured nearly identical CO₂ fluxes, both were about 0.01 mg m⁻² s⁻¹ (20% on average) below those from the LI-7200 closed-path standard
- At +5°C settings, fluxes from LI-7500A became within 2% of LI-7200 standard (not statistically different, ns), while +30°C controlled LI-7500 was on average 5% below the standard



- Advantage of +5°C setting over +30°C setting was marginal at air temperatures from -10 to +5°C, leading to 1% improvement in the slope and 0.01 mg m⁻² s⁻¹ in offset vs. LI-7200 standard
- Advantage of +5°C setting became very significant in cold weather, -25°C T_{air} < -10°C, leading to 18% improvement in slope

- Use of +5°C setting in cold weather also reduced CO₂ uptake periods from 7% of all data for +30°C controlled LI-7500, to <2% for +5°C controlled LI-7500A, similar to the LI-7200 standard



SUMMARY & CONCLUSIONS

- When +5°C setting was activated on LI-7500A, the following changes were observed from the instrument:
 - ✓ heat dissipation from the surface reduced several fold
 - ✓ surface-to-air temperature gradients reduced 2-50 times
 - ✓ number of false uptake hours reduced 3.5 times, to the same level as the closed-path standard
- Advantage of the +5°C setting was also observed in the magnitude of CO₂ fluxes throughout the experiment, and especially in cold weather below -10°C
- At these cold temperatures, CO₂ fluxes from +30°C controlled LI-7500 were 10% below the standard, while fluxes from +5°C controlled LI-7500A were, on average, within 1% of standard

- These are strong experimental evidence that open-path heating can be substantially reduced or eliminated via instrument solution by controlling the amount of heat dissipated from the electronics into the open sampling path

REFERENCES

- Burba, G., D. McDermitt, A. Grille, D. Anderson, and L. Xu, 2008. Addressing the open-path CO₂ flux measurement problem: a comparison of CO₂ flux from open-path gas analyzers. *Global Change Biology*, 14(8): 2145-2156.
- Grille, A., and G. Burba, 2007. Fine-wire thermometer corrects CO₂ fluxes by open-path analyzers for artificial density fluctuations. *Agricultural and Forest Meteorology*, 143(1-2): 105-116.
- Jaros, L., L. Marmannik, W. Egster, A. Brum, E. Sivola, E. Dalak, P. Kravon, G. Burba, and T. Vesilä, 2009. Comparison on net CO₂ fluxes measured with open-path and closed-path gas analyzers in urban complex environment. *Boreal Environment Research*, 14(1): 1-10.
- Clement, R., G. Burba, A. Grille, D. Anderson, and J. Moseley, 2009. Improved trace gas flux estimation through IRGA sampling optimization. *Agricultural and Forest Meteorology*, 143(1-2): 105-116.
- Burba, G., D. Anderson, L. Xu, and R. Eckles, 2009. Novel design of an enclosed CO₂/H₂O gas analyzer for Edley. *Covariance flux measurements. Tallies B. Chemical and Physical Meteorology*, 6(5): 743-748.
- Burba, G., and D. Anderson, 2006. A Best Practice Guide to Edley. *Covariance Flux Measurements. Tallies B. Chemical and Physical Meteorology*, 1(1): 1-10. LICOR Biosciences, Lincoln, USA, 211 pp.

LICOR is a registered trademark of LICOR, Inc. All other trademarks belong to their respective owners.