



UNIVERSITAT
POLITÈCNICA
DE VALÈNCIA

SOIL ORGANIC FRACTION AND ITS BIOLOGICAL ACTIVITY AS PARAMETERS TO ASSESS SOIL QUALITY



UNIVERSITAT
DE VALÈNCIA

Soriano, M.D. *; Boluda, R. **; Roca-Pérez, L. **; Pons, V. **

**Department de Producció Vegetal. Universitat Politècnica de València.*

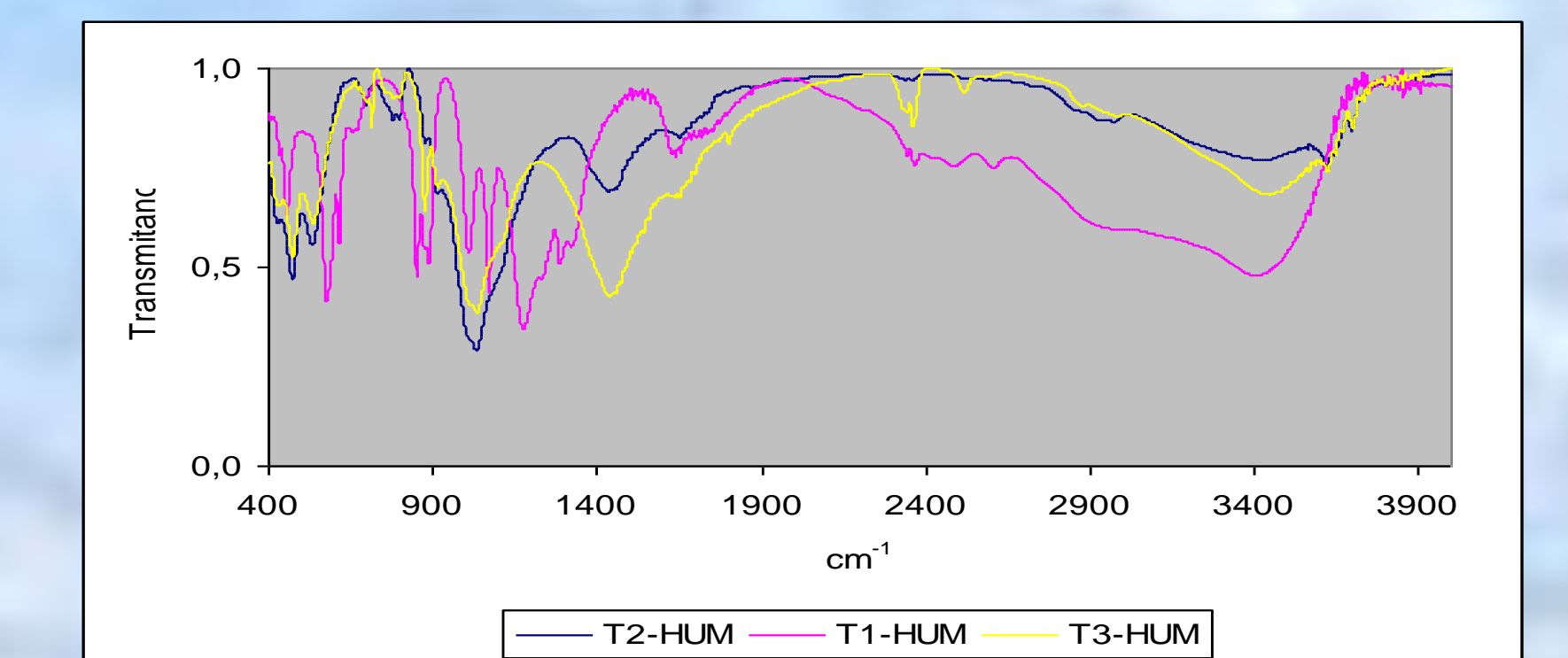
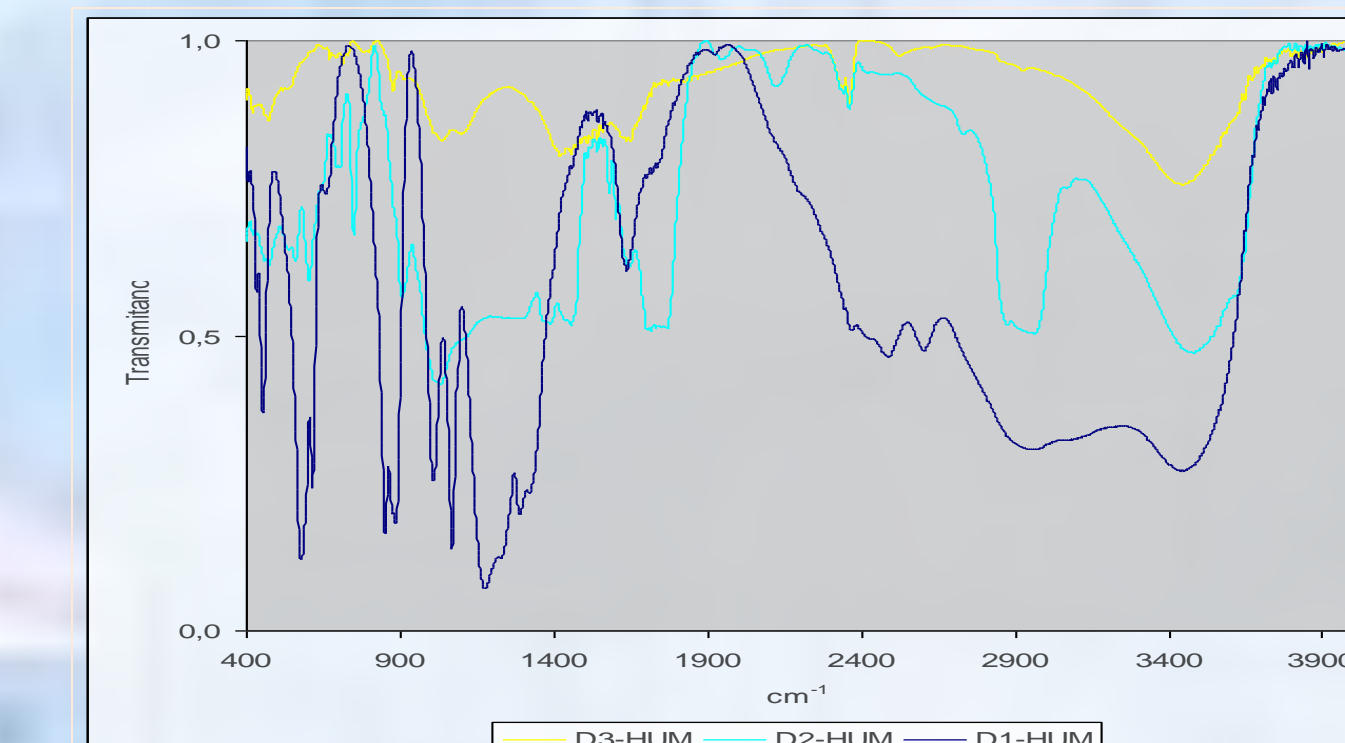
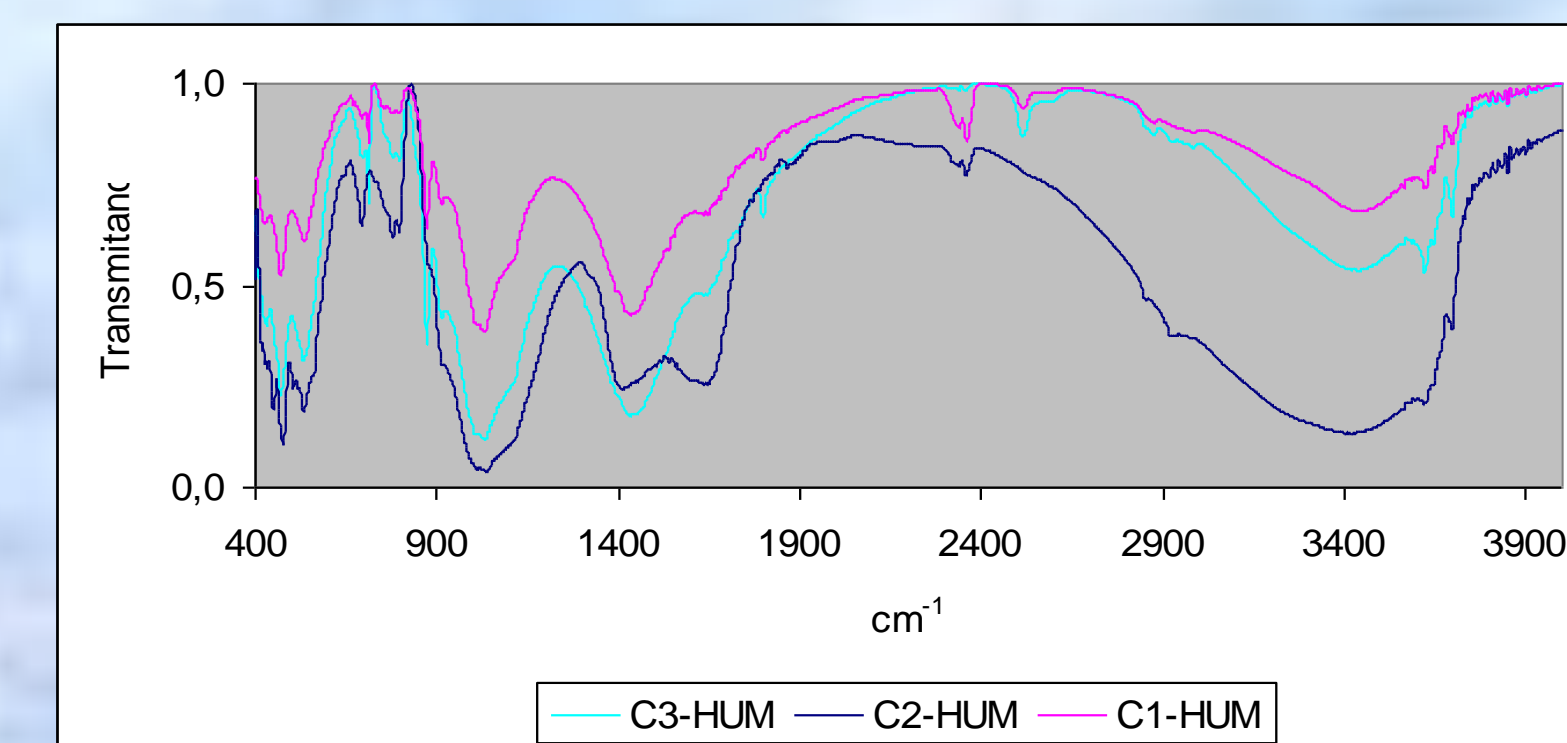
** *Department de Biologia Vegetal. Universitat de València*

This work aims to study the effect of soil degradation on its biological and chemical properties. For this purpose, soils with different degradation statuses (natural soils with potential vegetation, soils degraded by deforestation and cultivated dry-land soils) and different parent materials were selected.

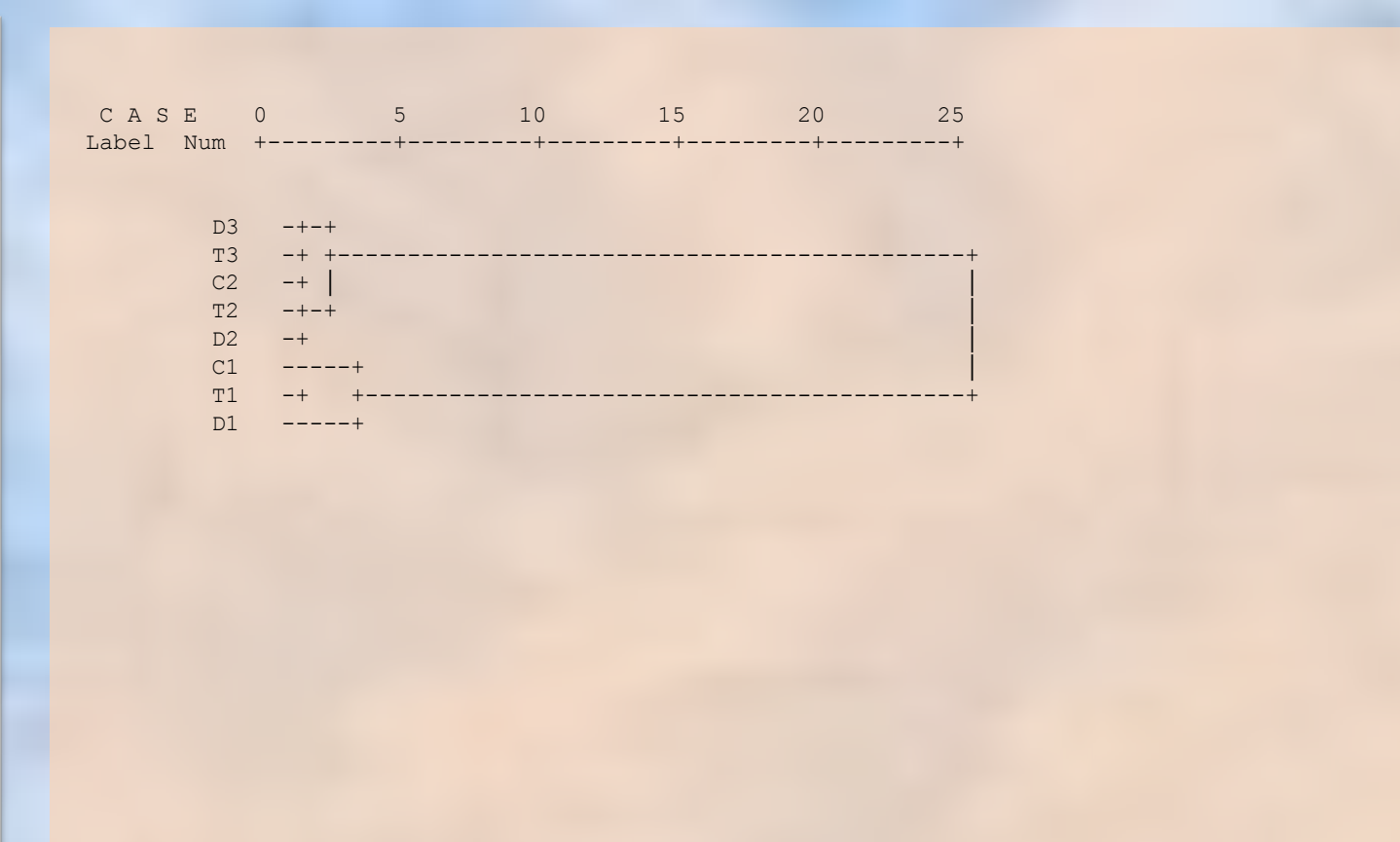
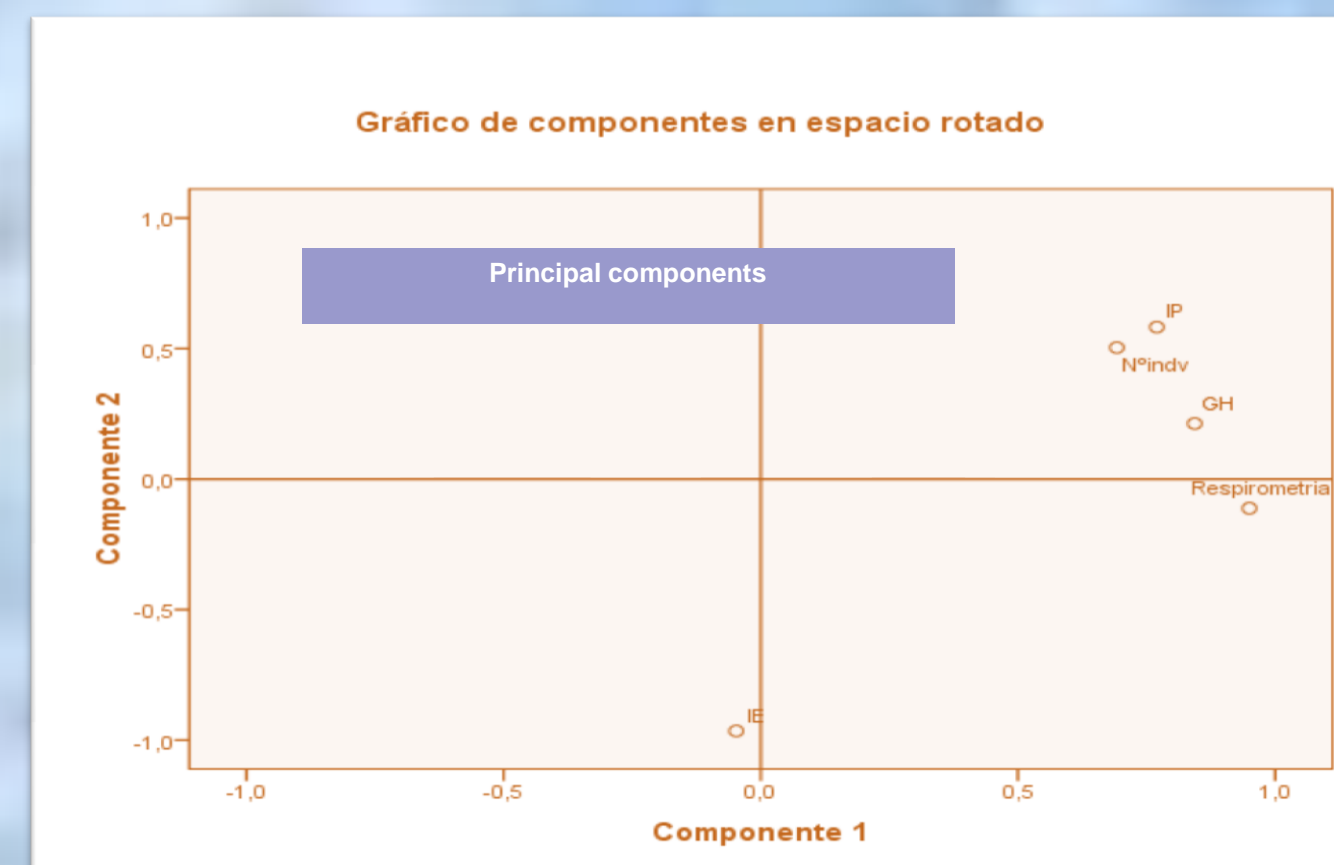
Likewise, those aspects implicated in the soil biological activity were studied by determining the following: soil organic matter, humine fraction, humic acids, fulvic acids, humification grade, respiration rate, and microarthropode populations. In addition, infrared spectra from the organic fraction were also obtained. The sampled soils are representative of the Mediterranean area of the Iberian Peninsula and correspond to the following soil subunits (WRB-FAO): mollic Leptosols, rendzic Leptosols, haplic Leptosols and calcareous Regosols

STUDY AREA

A rural area of the Valencian Community (E. Spain) was chosen because it includes forest soils (natural soils unaffected by human activity), and soils affected by both the deforestation process and agricultural uses. In the study area, sampling points were selected, soil formation factors were identified, edaphic properties were characterised and different soils were classified.



	% O. M.	Humine % O.M.	Húmic % O.M.	Fúlvic %O.M.
C1	12,54±1,32	6,80±0,19	10,54±1,22	3,36±1,16
C2	8,75±2,15	3,64±0,33	3,75±1,75	8,54±0,16
C3	2,14±0,66	1,98±0,30	3,24±0,87	4,70±1,47
D1	9,22±2,15	7,47±0,19	8,81±3,04	9,12±0,83
D2	10,33±0,98	3,76±1,40	9,83±1,17	9,60±4,40
D3	2,22±0,16	1,68±0,35	1,31±0,17	5,73±0,28
T1	7,23±2,00	5,78±0,39	8,81±3,04	4,80±0,38
T2	2,36±0,57	3,87±0,51	2,29±0,87	4,03±0,49
T3	1,25±0,32	1,28±0,65	0,91±0,52	2,01±0,99




Samples	Microarthropodes /m ²	Period of incubation		
		1	10	15
C1	17.337	718±47	2177±327	2865±323
C2	7.585	352±96	1019±248	1227±284
C3	1.080	324±6	442±25	499±12
D1	8.669	886±33	3033±188	3818±341
D2	7.585	322±71	860±2	979±16
D3	6.501	146±24	405±119	489±106
T1	11.919	700±45	2417±368	3076±341
T2	4.334	356±38	945±53	1126±58
T3	10.835	270±43	557±136	622±29

Location:
Requena Utiel
(Valencia). Spain

Limestone:
Forest
Scrabble
Crops

Dolomite:
Forest
Scrabble
Crops

Terciar Period:
Forest
Scrabble
Crops



METODOLOGY

The results show important variations in soil organic matter content with high humina fraction values in mollic Leptosols under oak wood, irrespectively of the parent material and the bioclimatic belt. The infrared spectra support the obtained results for the soil organic fractions. Moreover, soil characteristics and biological properties related with microarthropode populations and associations among them were established. Thus, the effects of the degradation of potential vegetation and inadequate soil use were the reasons for a considerable decrease in soil organic matter, humification grade, respiration rate and the microarthropode populations.

RESULT

Significant relations between soil organic matter and respiration rate, and between the polymerization index and the number of microarthropodes in soils submitted to different degradation statuses, were found, indicating that all the studied parameters are good soil degradation status indicators. Microarthropode populations changed when the soil type was higher in mollic Leptosols. The larger populations correspond to the Colembola group and to the Acaros class. In conclusion, the results obtained herein show that the study of soil microarthropode populations can be employed as a bioindicator of soil quality.

FAO, 1998. World Reference Base for Soil Resources. Ed. FAO, ISRIC and ISSS. Rome. Kautz, T., López-Fando, C., Ellmer, F., 2006. Abundance and biodiversity of soil microarthropods as influenced by different types of organic manure in a long-term field experiment in Central Spain. *Appl. Soil Ecol.* 33, 278–285.

MAPA, 1994. Métodos Oficiales de Análisis. Vol. Ministerio de Agricultura, Pesca y Alimentación. Madrid.

Minor, M.A., Cianciolo J.M., 2007. Diversity of soil mites (Acar: Oribatida, Mesostigmata) along a gradient of land use types in New York. *Appl. Soil Ecol.* 35, 140–153.

Roca-Pérez, L., Arévalo, J., Boluda, R. 2005. The influence of C/N ratio, moisture and pH on the aerobic microbial activity of rice straw and sewage sludge blends. En: Sustainable organic waste management for environmental protection and food safety. 247-249. FAO-CSIC. Murcia.

Ros, M., Hernandez, M.T., García, C., 2003. Soil microbial activity after restoration of a semiarid soil by organic amendments. *Soil Biol. Biochem.* 35, 463–469.

Sánchez, J., Boluda, R., Morell, C., Colomer, J.C., Artigao, A., 2000. Assessment of soil degradation within the EFEDA area. En: BALABANIS, P., PETER, SCHAEFER, M., SCHAUERMANN, J., 1990. The soil fauna of beech forests: comparison between a mull and moder soil. *Pedobiologia* 34, 299–314.