


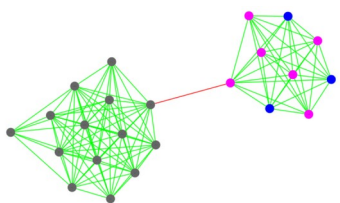
# Co-occurrence network inference analysis allows identification of keystone microbial species associated to soil compartments and environments in cultivated olive

Manuel Anguita-Maeso<sup>1</sup>, Cristina Estudillo-Cazorla<sup>1</sup>, Guillermo León-Ropero<sup>1</sup>, Juan A. Navas-Cortés<sup>1</sup>, Alexandre de Menezes<sup>2</sup>, Blanca B. Landa<sup>1</sup>


<sup>1</sup>Institute for Sustainable Agriculture (IAS-CSIC), Córdoba, Spain.; <sup>2</sup>Microbiology, School of Natural Sciences and Ryan Institute, National University of Ireland, Galway, Ireland.



Microbial communities and environment interactions



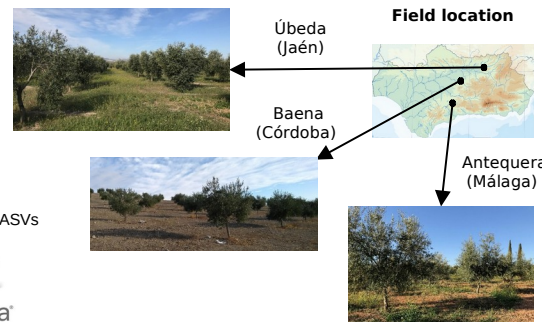
Co-occurrence network analysis



Olive plant niches

Olive genotypes

Picual Arbequina Frantoio



Field location

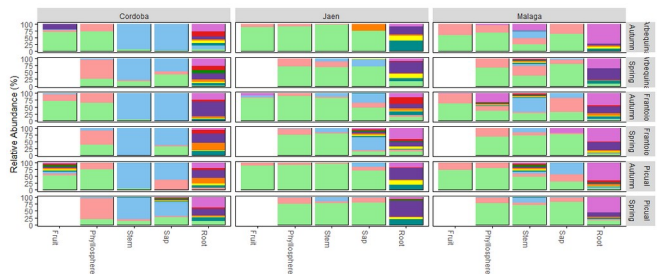
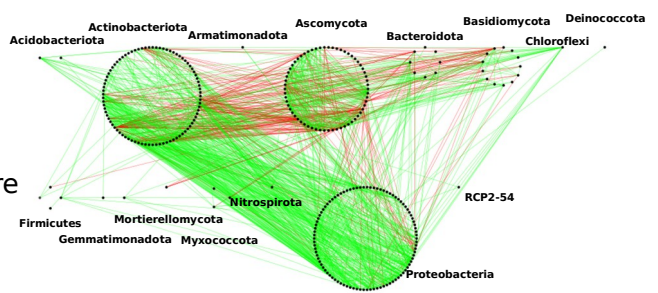
NGS  
16S and ITS - ASVs



illumina

Plant compartment

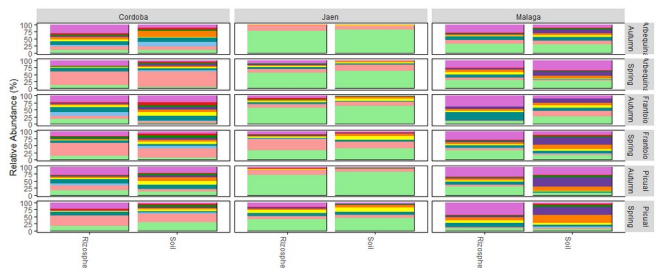
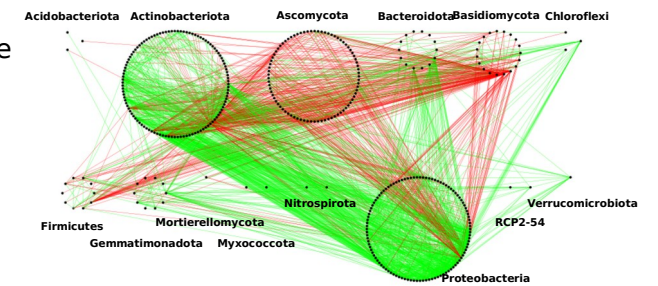
Fruit  
Phyllosphere  
Stem  
Sap  
Roots



This powerful analysis can reveal new knowledge regarding specific microbial associations on soil and plant microbiomes and it can propose a possible road map to investigate potential microbial source migration from soil to olive compartments.

Soil compartment

Rhizosphere  
Soil



**EGU General Assembly 2021**

[manguita@ias.csic.es](mailto:manguita@ias.csic.es)

[@manguitamaeso](https://twitter.com/manguitamaeso)