

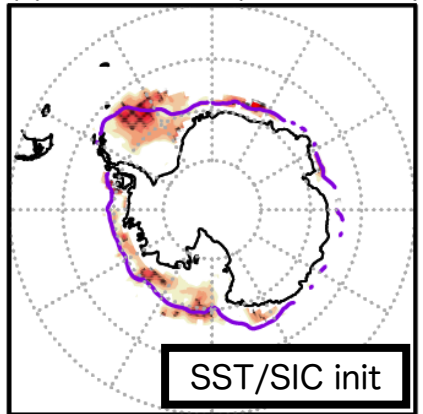
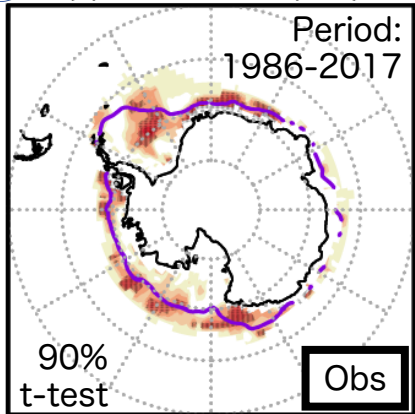
Improved sea-ice prediction in the Weddell Sea using sea-ice thickness initialization

Yushi Morioka¹, D. Iovino², A. Cipollone², S. Masina², S. K. Behera¹ (1: JAMSTEC, 2: CMCC)



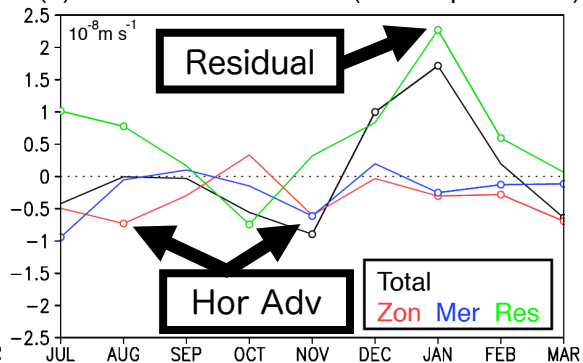
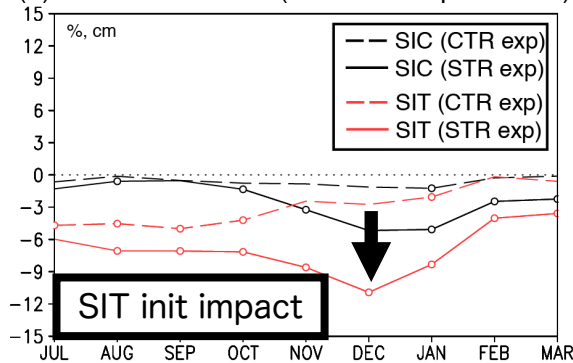
(a) ACC SIC JFM (Obs)

(b) ACC SIC JFM (CTR init Jul.1)



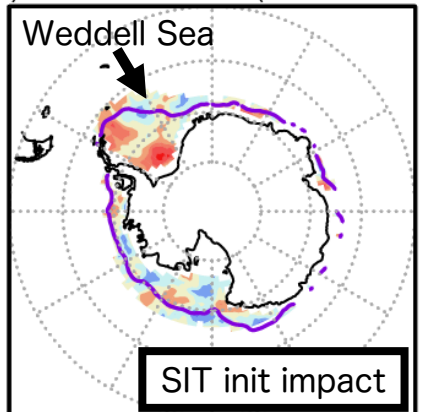
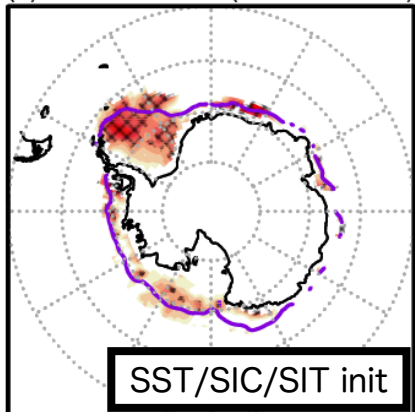
(a) Low Wed SIC/SIT (CTR/STR exp init Jul.1)

(b) Low Wed SIT Balance (STR exp init Jul.1)



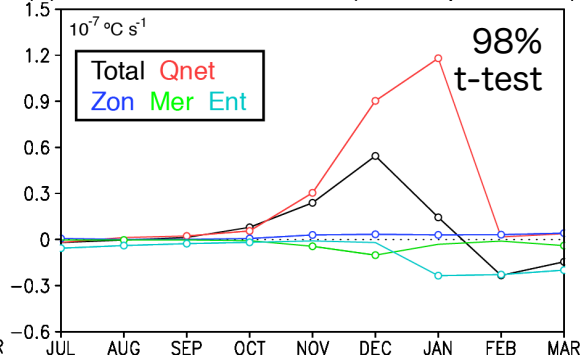
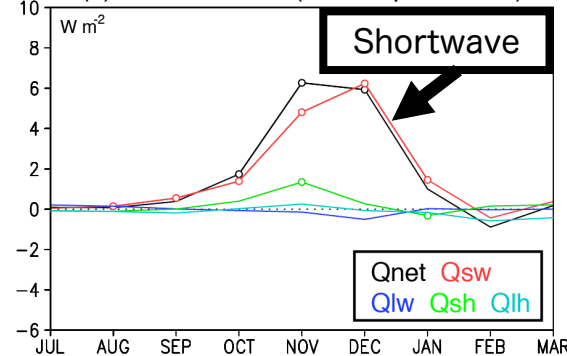
(c) ACC SIC JFM (STR init Jul.1)

(d) ACC SIC JFM diff (STR-CTR exp)



(c) Low Wed Qflx (STR exp init Jul.1)

(d) Low Wed MLT Balance (STR exp init Jul.1)



Horizontal sea ice advection and ice-albedo feedback help improve sea ice prediction in the Weddell Sea