

Participatory simulation: Climate and ocean literacy in action, EGU-1656  
© 2022, Pimnutcha Promduangsri et al. 3

## Abstract

**Climate change (CC)** and **ocean degradation (OD)** are major **threats** to the perpetuation of life on planet Earth.

This makes it important for people of all walks to learn about the problems and about how they may contribute to solutions. It is our responsibility to ensure that the planet remains habitable for humans and for all species.

One way to **learn** about CC and OD is through **experience** and direct **interaction** with the environment.

**Experiential learning** (Kolb) allows people to learn with both their heads and their hearts, to become engaged with the issues and with their own **learning process**. Experience can be real, as in an internship or living with sea-level rise, or it can be contrived, as in a game or simulation.

Many **simulation/games** have been designed to teach climate and ocean literacy (e.g., review by Ulrich).

Here we will outline our own experience of two online, large-scale **participatory simulations** – running over several days. The broad learning objectives for each participant were as follows:

- to become an even better **ocean-climate-coast-literate** and **geoethical** stakeholder and
- to help other people to become literate in the **ocean-climate-coast processes**,

in other words,



- to learn about the ocean, coasts and climate system, to behave in a **responsible manner** in that system and to learn how to multiply and convey their **knowledge** and **skills** to other
- to learn how to **collaborate** effectively with and facilitate the inclusion of a range of stakeholders.

The objective of each online, participatory simulation was to write a collective document, in somewhat similar fashion to drafting an international treaty. In so doing, participants need to **interact**, build **trust**, **negotiate**, find **compromises**, **listen** to others, articulate their own ideas and wishes, draft text, rewrite drafts and so on. Each simulation is contextualized with a **scenario** based on real data, but projected into the future. The interactions are conducted via Discord and Google Drive. At the end, a **structured debrief** is conducted.

In this presentation, we will share our **experiences** and explain the **learning processes**. We will outline:

- The **content areas** of the online participatory simulations.
- The **pedagogical principles**, such as learner-centred participatory simulation, feedback and debriefing.
- Participants **feedback**.

We will provide time to answer audience questions, and provide information on how you can participate in the next simulation run. We hope to see you virtually and in person at the EGU.



Participatory simulation: Climate and ocean literacy in action, EGU-1656  
© 2022, Pimnutcha Promduangsri et al. 4

## Plan

### The Inter- Ocean-Climate School (IOCS) is...

- online, simulation
- 3,5 days / 3 weeks

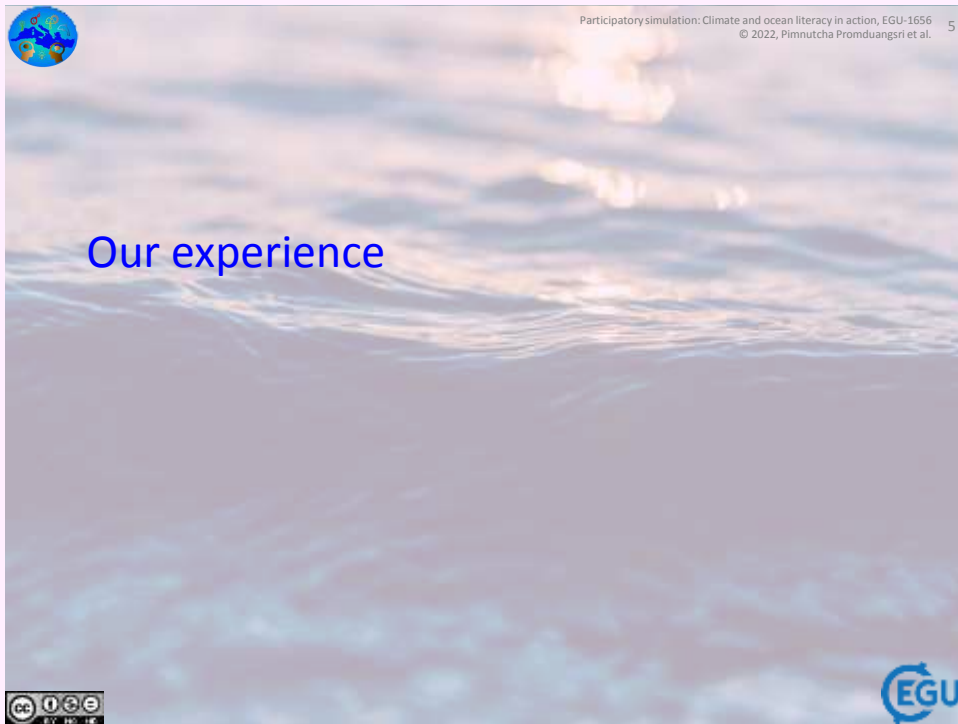
### I. Our experience (sessions Oct 2020, May 2021)

- a. Warm-up: Preparatory activities
- b. The simulation: Briefing, action, debriefing

### II. The School

- a. About participants & feedback (evaluation)
- b. Pedagogical methods, tools & tech





Slide 6 features a background image of a sunset over a body of water. The title "Preparatory activities" is in blue. Below it are two bullet points: "Oct 2020, lecture by Fabienne Goux-Baudiment" and "May 2021, online game by Alice Vitoux". The slide is divided into two main sections. The left section, titled "concrete problem-solving approach", contains two diagrams. The top diagram shows a flow from "from national strategies" to "to international treaties" and "from Earth people" to "to a global paradigm shift". The bottom diagram is a circular flowchart centered on "Ocean" with various facts: "Home to 10 to 100% of living species", "generates +80% of atmospheric services (O<sub>2</sub>, CO<sub>2</sub>)", "ecosystem: basis", "+80% of weather system (fresh water)", "71% of the planet's surface", "90% of the biosphere (vol.)", "average depth: 3700 m", and "salty, moving: 90% unexplored beyond +200m". The right section, titled "Group - South Pole", shows a large network diagram of interconnected nodes and a grid of 16 small video thumbnails of participants. The top right corner contains the text "Participatory simulation: Climate and ocean literacy in action, EGU-1656 © 2022, Pimnutcha Promduangsri et al." and the number "6". The bottom left corner has a Creative Commons license logo (CC BY-NC-ND), and the bottom right corner has the EGU logo.

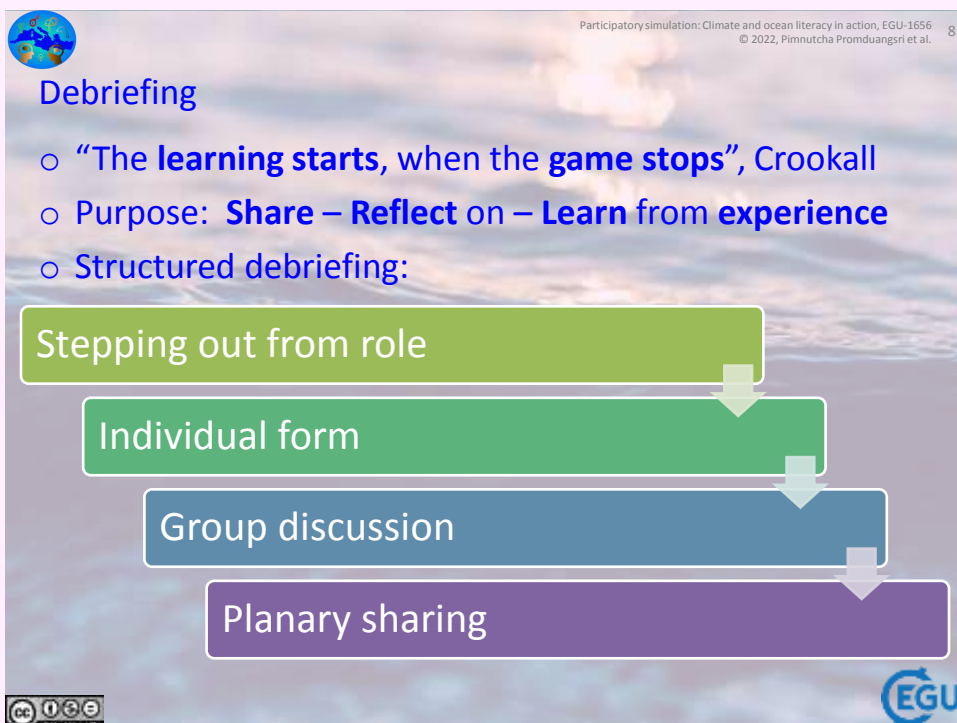
- Oct 2020, lecture by Fabienne Goux-Baudiment
- May 2021, online game by Alice Vitoux

Participatory simulation: Climate and ocean literacy in action, EGU-1656  
© 2022, Pimnutcha Promduangsri et al. 7

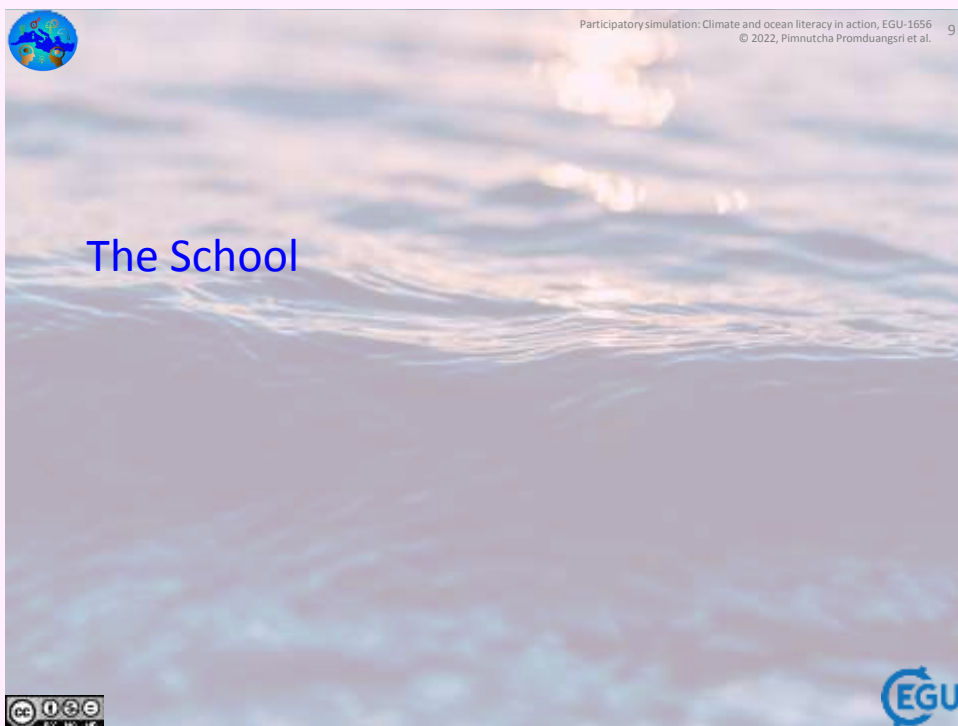
## Simulation

Phases	Activities	Examples
Briefing	<ul style="list-style-type: none"> <li>Scenario</li> <li>Roles</li> <li>Goals</li> </ul>	<ul style="list-style-type: none"> <li>From 2025 to 2050</li> <li>Edu, Tourists, Fishers,...</li> <li>Ex: "Train teachers in climate lit"</li> </ul>
Actions → Outcomes (deliverable)	Negotiation → Roadmaps Small groups & plenary discussions → make decisions +	Plan for actions on 3 levels of awareness: High, medium, ordinary = Set of policy recommendations <ul style="list-style-type: none"> <li>Ex: "Reduce 50% emissions from agriculture/aquaculture greenhouse gases by 2050"</li> </ul>
Debriefing	Writing, reflection, discussion	See next page

CC BY-NC-ND EGU







Participatory simulation: Climate and ocean literacy in action, EGU-1656  
© 2022, Pimnutcha Promduangsri et al. 10

## Participants

Origins	Occupations
<ul style="list-style-type: none"> <li>• Barbados</li> <li>• Belarus</li> <li>• Brazil</li> <li>• France</li> <li>• India</li> <li>• Italy</li> <li>• Iran</li> <li>• Netherlands</li> <li>• Spain</li> <li>• Thailand</li> <li>• Tunisia</li> <li>• UK</li> <li>• ...</li> </ul>	<ul style="list-style-type: none"> <li>• Student</li> <li>• Climate activist</li> <li>• Researcher</li> <li>• Business person</li> <li>• University president</li> <li>• Freelance specialist in climate finance</li> <li>• ...</li> </ul>

### Ages

- 19-60 yrs

CC BY-NC-ND EGU



## Feedback - Examples

“It was a wonderful experience”

“With a series of people and scientists who really wanted to do something for the climate and the ocean.”

“I felt very good with all the participants. ... all the discussion rooms and all the meetings were very useful to me.”

“When I describe the experience to friends I always say that it was something really useful for my personal & professional growth.”

“What excited me was when we exchanged our different point of views.”

For more feedback, pls visit the School website:  
<https://oceansclimate.wixsite.com/oceansclimate/feedback>



## Methods, tools & tech

Experiential Learning Cycle (ELS)  
David Kolb

School & participatory simulation are based on the ELS

Presentations, prep games, interactive simulation, discussions, debriefing, ...



Source: <https://www.skillsHub.com/what-are-kolbs-learning-styles/>

- Discord
- Google Drive
- Google Docs
- Mural
- Advantages
  - People from around the world
  - Relatively simple applications, easy to learn & use collectively
- Drawbacks
  - Fast connection
  - Laptop (no tablet, no mobile phone)







Participatory simulation: Climate and ocean literacy in action, EGU-1656  
© 2022, Pimnutcha Promduangsri et al. 15

# Thank you - Questions?

<https://oceansclimate.wixsite.com/oceansclimate>

**oceans.climate** at gmail & **ambassadors.iocs** at gmail

 <https://www.youtube.com/channel/UCtyV1e6Us-1enV-5b6xFZ5A>

 <https://www.linkedin.com/company/iocs-ocean-climate/>

 [@IOCS\\_climate](#)



Participatory simulation: Climate and ocean literacy in action, EGU-1656  
© 2022, Pimnutcha Promduangsri et al. 16

## Ambassador

Become an Ambassador for the School  
→ **ambassadors.iocs** at gmail

Anyone with an interest to protect the Planet is very welcomed!



 <https://www.vectorstock.com/royalty-free-vector/people-cleaning-earth-planet-and-watering-vector-27095108>







Participatory simulation: Climate and ocean literacy in action, EGU-1656  
© 2022, Pimnutcha Promduangsri et al. 17

## Our contacts



**Thank you!**

Pimnutcha Promduangsri

- [pimnutcha.promduangsri at gmail](mailto:pimnutcha.promduangsri@gmail.com)

Pariphat Promduangsri

- [pariphat.promduangsri at gmail](mailto:pariphat.promduangsri@gmail.com)

Stacey Alvarez de la Campa

- [staceysdream2017 at gmail](mailto:staceysdream2017@gmail.com)

Farhad Bolouri

- [farhadeng96 at gmail](mailto:farhadeng96@gmail.com)

Mario Mascagni

- [tatramario at gmail](mailto:tatramario@gmail.com)

Riccardo Parigi

- [riccardo.parigi at gmail](mailto:riccardo.parigi@gmail.com)

