

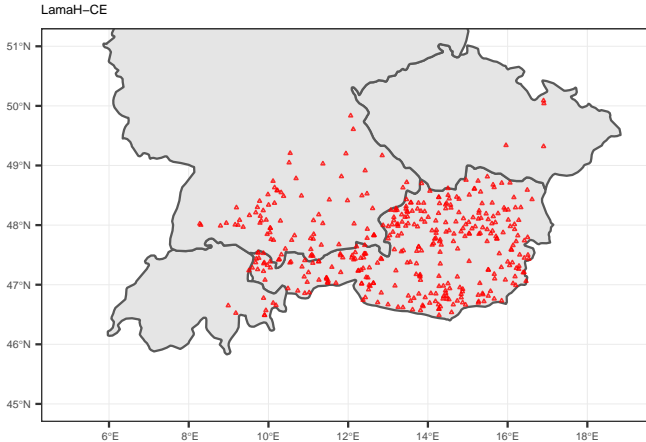
Effect of merging large datasets on prediction accuracy of low flow estimation by random forest

Johannes Laimighofer Gregor Laaha

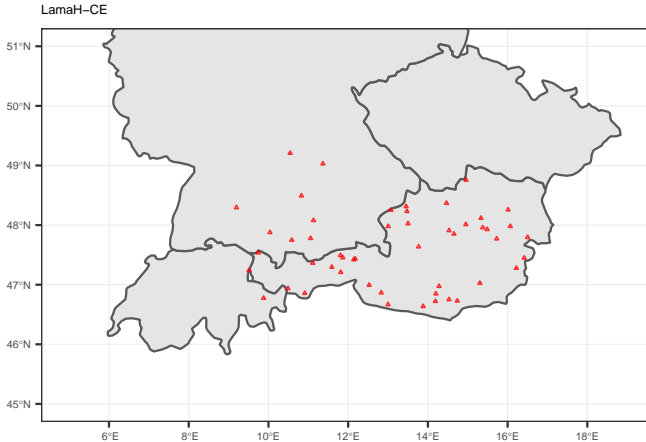
University of Natural Resources and Life Sciences, Vienna, Department of Landscape, Spatial and
Infrastructure Sciences, Institute of Statistics, Peter-Jordan-Straße 82/I, 1190 Vienna, Austria

EGU General Assembly 2022

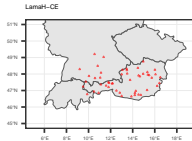
What is the potential of large international datasets to compensate missing data in data-poor regions?



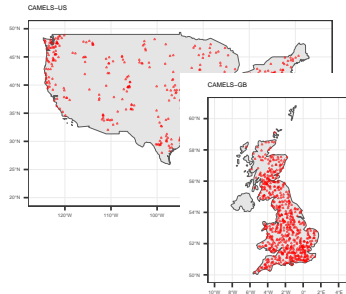
What is the potential of large international datasets to compensate missing data in data-poor regions?



What is the potential of large international datasets to compensate missing data in data-poor regions?



+ additional
training data

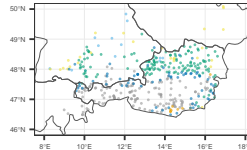
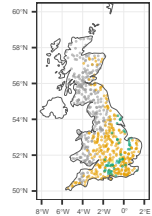
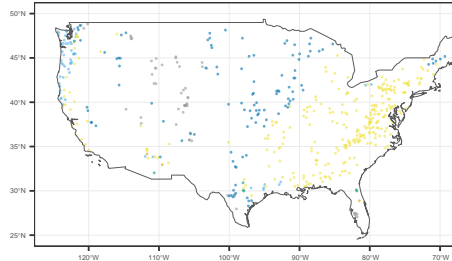


- 1 Effect for **data-dense areas?**
- 2 Effect for **data-scarce areas?**
- 3 Added value of **catchment grouping?**

- 1 Effect for **data-dense** areas?
- 2 Effect for **data-scarce** areas?
- 3 Added value of **catchment grouping**?

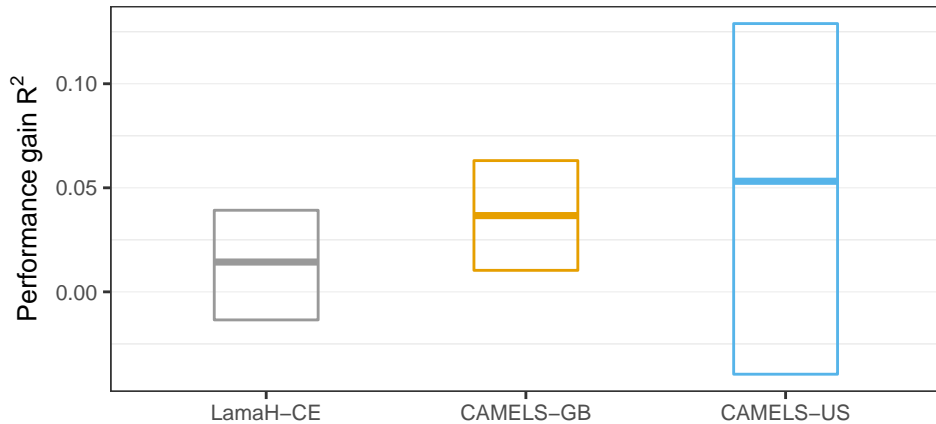
Research questions

- 1 Effect for **data-dense areas?**
- 2 Effect for **data-scarce areas?**
- 3 Added value of **catchment grouping?**

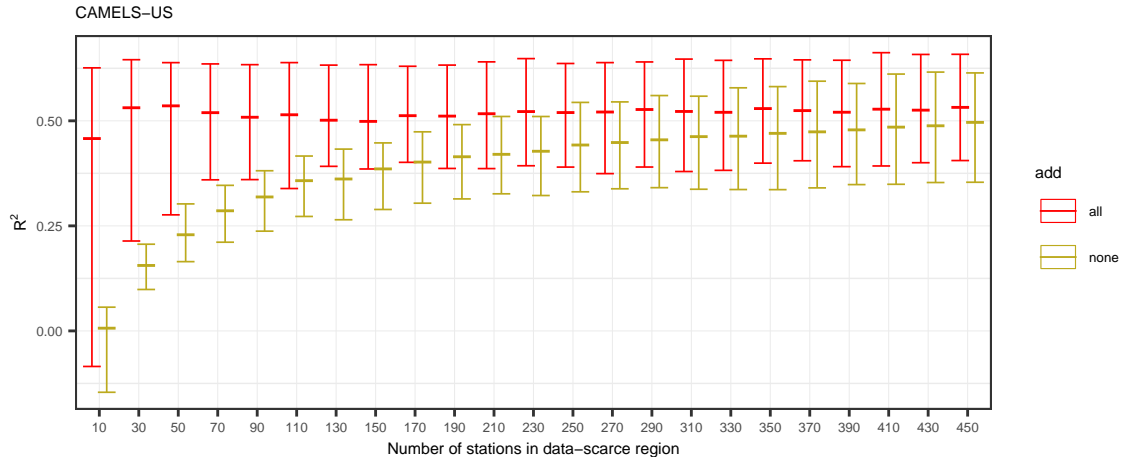


- Prediction of Q_{95} (0.05 quantile of daily discharge).
- Using random forest (RF) for prediction - no hyperparameter tuning.
- Evaluation by repeated cross-validation (250 times)
- Functional clustering of annual hydrographs for catchment grouping.

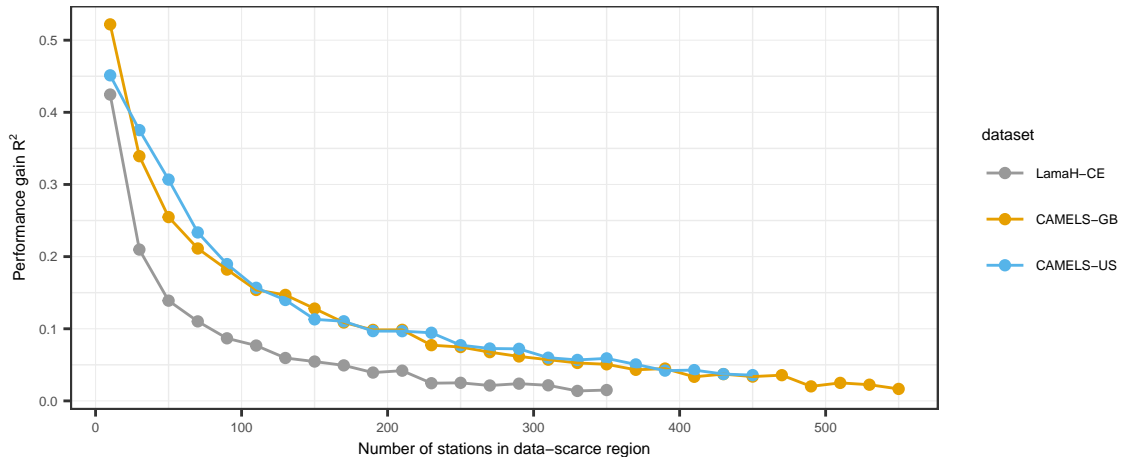
Effect in data-dense areas



Effect in data-scarce regions

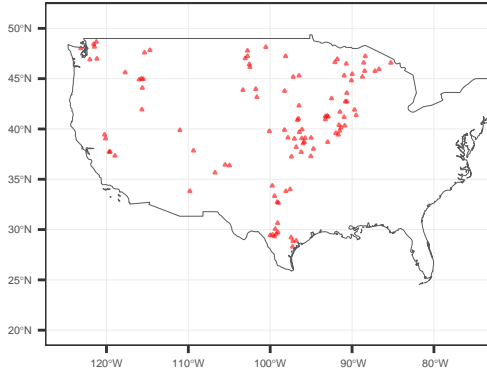


Effect in data-scarce regions

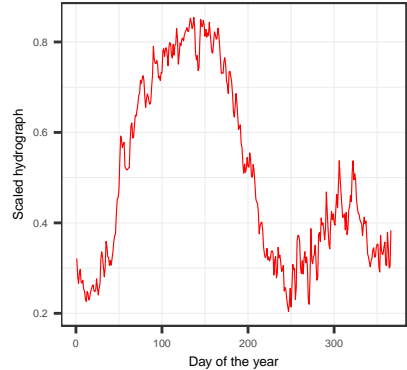


Effect of catchment grouping

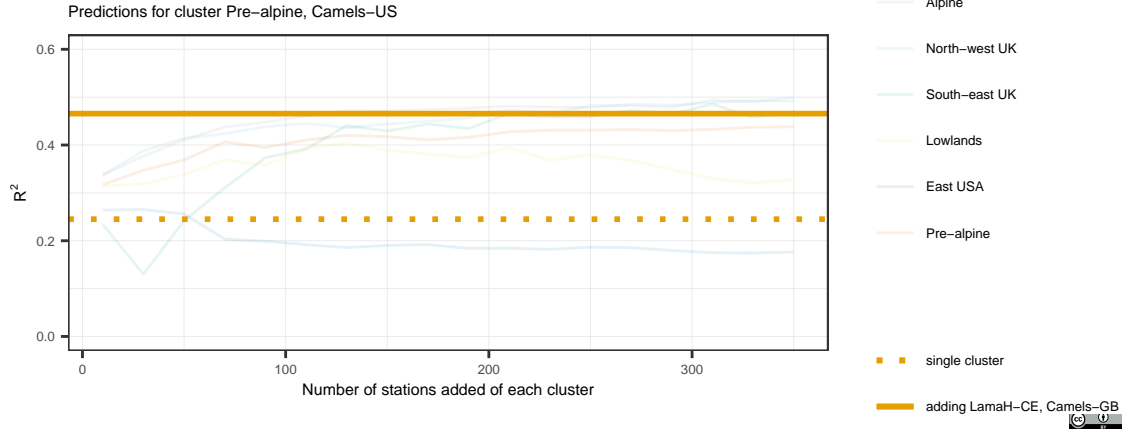
(a) Pre-alpine cluster USA



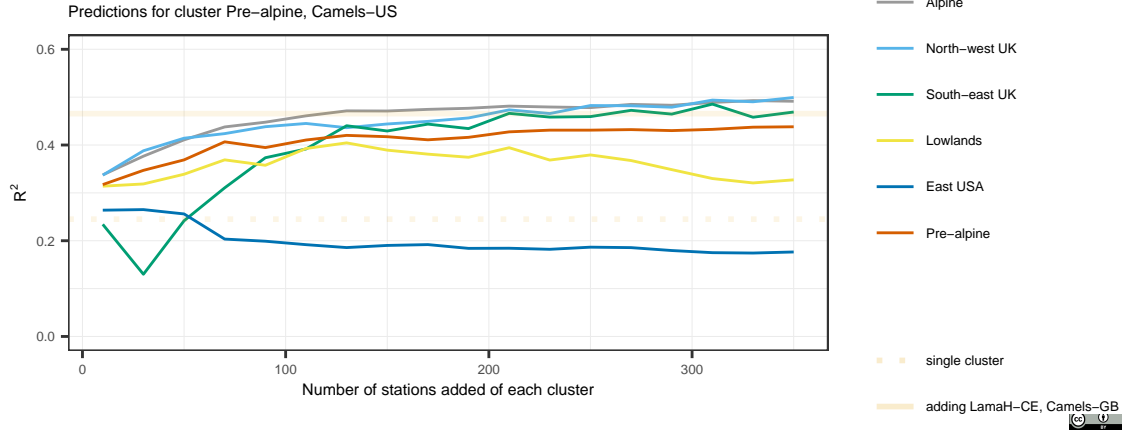
(b) Average hydrograph of pre-alpine cluster in the USA



Effect of catchment grouping



Effect of catchment grouping



- Effect in *data-dense* regions: **Slight improvement** of R^2 .
- Effect in *data-scarce* regions: **Large improvement** for study area with **low station density**!
- Effect on *catchment grouping*: Catchment grouping has a **negative effect** on prediction performance.
- Not each cluster has a positive effect on prediction performance.

Thank you for your attention!

The logo of the Österreichische Akademie der Wissenschaften (ÖAW) features the letters "ÖAW" in a large, bold, black serif font. Above the "Ö" are two small black squares. The logo is flanked by two horizontal blue bars.

ÖSTERREICHISCHE
AKADEMIE DER
WISSENSCHAFTEN

The logo of the Vienna Scientific Cluster consists of two orange squares. The left square is empty, and the right square contains the text "VIENNA SCIENTIFIC CLUSTER" in white, stacked vertically.